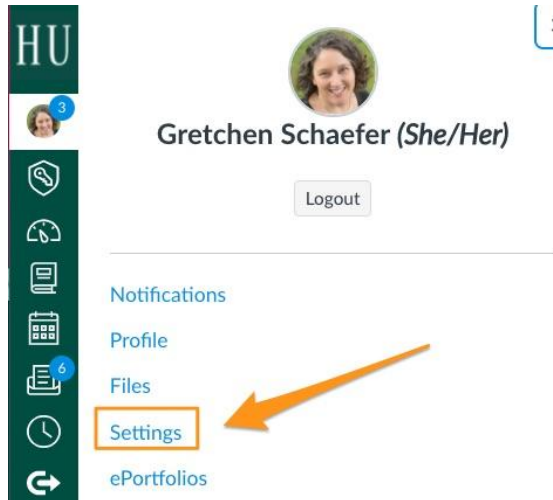
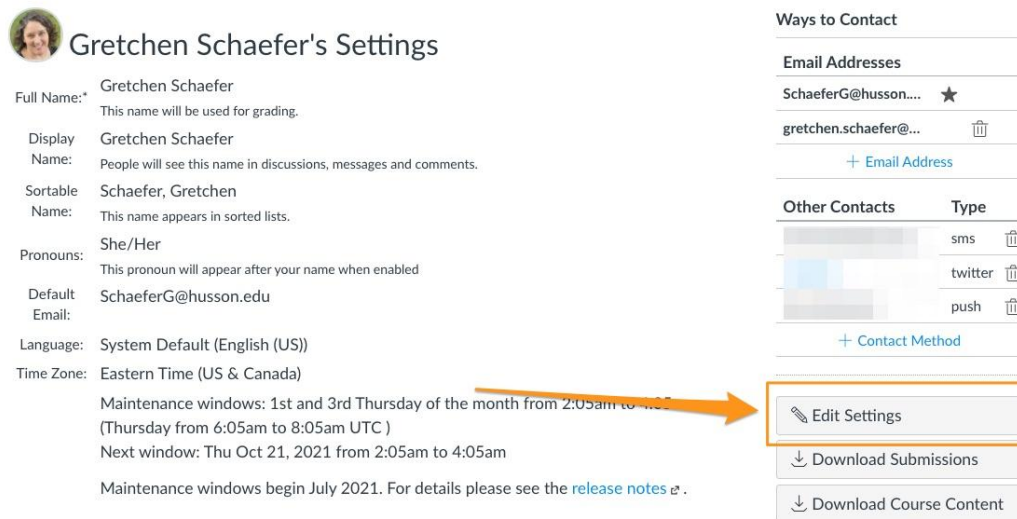


Changing your display name and adding your pronouns


To change your display name, log in to Canvas and go to **Settings**



Choose **Edit Settings**



You may adjust your **Display Name, Sortable Name, and Pronouns**



Gretchen Schaefer's Settings

Full Name:*
This name will be used for grading.


Display Name:
People will see this name in discussions, messages and comments.

Sortable Name:

Pronouns:
None
✓ She/Her
He/Him
They/Them
me when enabled

Default Email:

Update settings - your profile will now look like this:



Laura Schaefer's Settings

Full Name:* Gretchen Schaefer
This name will be used for grading.

Display Name: Laura Schaefer
People will see this name in discussions, messages and comments.

Sortable Name: Schaefer, Laura
This name appears in sorted lists.

Pronouns: She/Her
This pronoun will appear after your name when enabled

Default Email: SchaeferG@husson.edu

<https://community.canvaslms.com/t5/Student-Guide/How-do-I-change-the-settings-in-my-user-account-as-a-student/ta-p/423>