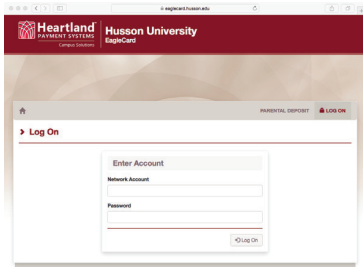


Adding funds to your EagleCard is easy!

To get started go to eaglecard.husson.edu

STUDENTS Login using your Husson network username & password



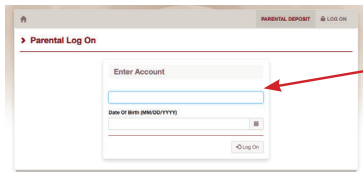
Once you've logged in you can:

- add funds to your EagleCard
Visa, MasterCard, or Discover accepted.
- View your EagleCard financial status
 - Financial data
 - Current week meal plan balances
 - Meal plan status
 - Meal plan history
- View your transaction history


PARENTS Select **Parental Deposit**

You will need your student's EagleCard ID# as well as their date of birth.

You can add funds using Visa, MasterCard or Discover. A receipt will be emailed to you.



EagleCard ID # can be found on the back of student's EagleCard



Funds may be used:

ON CAMPUS at

- Cressy's Marketplace
- Willey's Café
- Dickerman Dining Ctr
- Eagle Grab 'n Go

OFF CAMPUS at

- Angelo's Pizzeria
- Buffalo Wild Wings – Wednesdays

Any funds put on the card stay there and cannot be redeemed for cash. Funds do not get zeroed out at the end of the semester and will carry over from year to year until graduation.

My EagleCard ID #

HUSSON
UNIVERSITY